


# Environmental and Development Services Strategic and Service Success Areas Year End 2018 - 19

## Appendix B



**85.20%**

Target - =>83%

Food businesses with Food Hygiene Rating score of five is the highest it has ever been.



**266**

Target - >140

Number of businesses and potential new businesses offered advice or support.



**Environment**

ISO14001

Re-certification achieved. Work almost complete in addressing minor observations made.



**413.85kgs**

Target - <440kgs

Kgs of household waste collected per head of population.



**642 incidents**

Target - <688

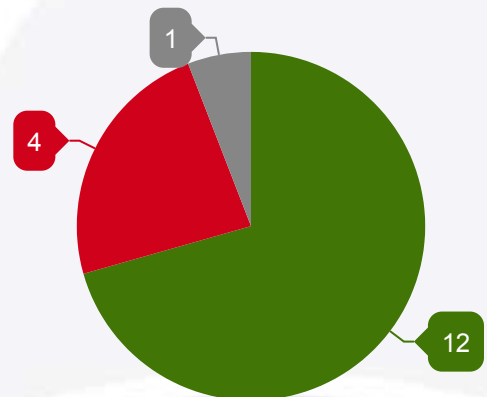
Fly-tipping incidents are down by 9.3% compared to 2017/18 and by 15.4% compared to 2016/17.



**Housing delivery**

Ongoing interventions, monthly update meeting with case officers held to review this situation.

## Performance Overview



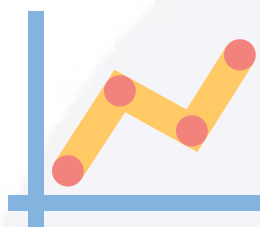
Green (70.59%) Red (23.53%) Grey (5.88%)



**Cleaning**

Street scene


New street cleaning performance monitoring put in place.



**Monitoring**

Town development

Approval granted for annual monitoring of key indicators and views for Swadlincote.



**842**

Target >810

Number of registered food businesses active in the District



**Japan**

Business links

New roads to Japan - business links event held with Japan Local Government Centre.