










Revitalising Rosliston





1. Have you visited Rosliston Forestry Centre?

Answer Choices		Response Percent	Response Total
1	Yes		99.11% 556
2	No		0.89% 5
		answered	561
		skipped	0

2. If no, what are the reasons for not visiting

Answer Choices		Response Percent	Response Total
1	No time		0.00% 0
2	Don't know where it is.		40.00% 2
3	I don't own a car.		0.00% 0
4	The bus service is poor.		0.00% 0
5	I find the site inaccessible.		0.00% 0
6	Nothing there I want to see.		0.00% 0
7	Other (please specify):		60.00% 3
		answered	5
		skipped	556

3. If you use the centre, how long do you usually spend at Rosliston Forestry Centre?

Answer Choices		Response Percent	Response Total
1	Under an hour		5.53% 31
2	1-2 hrs		51.16% 287
3	2-4 hrs		36.72% 206
4	Over 4hrs		6.60% 37
		answered	561
		skipped	0

4. What are your reasons for visiting?

Answer Choices			Response Percent	Response Total
1	Dog walking		34.76%	195
2	Visiting the café		45.99%	258
3	Attending events and activities		28.70%	161
4	Going for a walk		81.82%	459
5	Visiting outdoor play area		47.06%	264
6	Meet friends and family.		45.99%	258
7	To explore nature		48.13%	270
8	To be outside		63.46%	356
9	Following long distance trail		14.44%	81
10	Volunteering / learning		6.77%	38
11	Visiting soft play		12.83%	72
12	Attending a wedding		1.96%	11
13	Renting a holiday lodge		1.78%	10
14	Other (please specify):	<input type="text"/>	13.55%	76
			answered	561
			skipped	0

5. If you are visiting with children? Is so what are their ages?

Answer Choices			Response Percent	Response Total
1	Open-Ended Question		100.00%	358
			answered	358
			skipped	0





6. What do you like about the Forestry Centre?

	Response Percent	Response Total
Top 4 within report	100.00%	516
	answered	516
	skipped	45






7. What improvements would you like to see at Rosliston Forestry Centre?

Answer Choices	Response Percent	Response Total
1 Open-Ended Question Top 4 within report	100.00%	452
	answered	452
	skipped	109







8. Thinking about dog control orders, do you think that dogs should be on a lead:

Answer Choices	Response Percent	Response Total
1 Across the whole site 	41.82%	230
2 In zoned areas 	22.18%	122
3 On surfaced footpaths 	3.27%	18
4 In the children's play area and picnic area 	32.73%	180
	answered	550
	skipped	11







9. Have you been into the visitor centre? If so how would you rate it?

Answer Choices			Response Percent	Response Total
1	Excellent		11.45%	57
2	Very good		29.52%	147
3	Good		38.15%	190
4	Fair		17.07%	85
5	Poor		3.82%	19
			answered	498
			skipped	63







10. What did you go into the centre for?

Answer Choices			Response Percent	Response Total
1	Information		42.88%	220
2	Toilets		85.19%	437
3	The shop		48.34%	248
4	To talk to someone		10.72%	55
5	Room hire		5.46%	28
6	Other (please specify):		10.72%	55
			answered	513
			skipped	48








11. If you have visited the shop, how would you rate it?

Answer Choices			Response Percent	Response Total
1	Excellent		7.40%	37
2	Very good		18.20%	91
3	Good		28.40%	142
4	Fair		17.00%	85
5	Poor		3.60%	18
6	Did not visit		25.40%	127
			answered	500
			skipped	61

12. If you have visited the cafe, how would you rate it?







Answer Choices			Response Percent	Response Total
1	Excellent		8.53%	46
2	Very good		27.83%	150
3	Good		30.43%	164
4	Fair		20.22%	109
5	Poor		4.08%	22
6	Did not visit		8.91%	48
			answered	539
			skipped	22

13. If you have attended any events at the Forestry Centre, what was the event and how would you rate it?





Answer Choices			Response Percent	Response Total
1	Excellent		4.17%	20
2	Very good		5.42%	26
3	Good		7.29%	35
4	Fair		0.63%	3
5	Poor		0.21%	1
6	Not attended any events		57.50%	276
7	Name of Event:		24.79%	119
			answered	480
			skipped	81

Name of Event: (119)










14. If you have visited the Bird of Prey special event or session, how would you rate it?

Answer Choices			Response Percent	Response Total
1	Excellent		15.69%	56
2	Very good		19.05%	68
3	Good		11.76%	42
4	Fair		1.96%	7
5	Poor		0.56%	2
6	Did not know about it		50.98%	182
			answered	357
			skipped	204





15. Overall how would you describe your experience at Rosliston Forestry Centre?

Answer Choices			Response Percent	Response Total
1	Very good		43.65%	237
2	Good		46.04%	250
3	Fair		8.84%	48
4	Poor		1.47%	8
			answered	543
			skipped	18

16. Have you visited any other of these locations within the National Forest in the past year?

Answer Choices			Response Percent	Response Total
1	Conkers		66.16%	346
2	Hicks Lodge		56.41%	295
3	Moira Furnace		69.22%	362
4	Calke Abbey		76.29%	399
5	Snibston Colliery Park		10.90%	57
6	Sence Valley Country Park		12.24%	64
7	National Memorial Arboretum		66.35%	347
8	Sharpe's Pottery Museum		38.81%	203
9	South Derbyshire Visitor Information Centre (Swadlincote)		16.06%	84
			answered	523
			skipped	38





17. Rosliston Forestry Centre sits within the National Forest, how much do you know about the National Forest?

Answer Choices			Response Percent	Response Total
1	Nothing		1.63%	9
2	I've heard of it		11.78%	65
3	I know a bit about it		60.51%	334
4	I know a lot about it		26.09%	144
			answered	552
			skipped	9






18. Are there any other comments you wish to make?

Answer Choices			Response Percent	Response Total
1	Open-Ended Question		100.00%	163
			skipped	398








19. Your gender. Are you:

Answer Choices			Response Percent	Response Total
1	Female		72.34%	353
2	Male		23.98%	117
3	Non-binary / third gender		0.20%	1
4	Prefer to self-describe		0.00%	0
5	Prefer not to say		3.48%	17
			answered	488
			skipped	73






20. Your sexual orientation

Answer Choices			Response Percent	Response Total
1	Heterosexual / straight		88.02%	426
2	Gay or Lesbian		2.69%	13
3	Bisexual		0.62%	3
4	Other		0.83%	4
5	Prefer not to say		7.85%	38
			answered	484
			skipped	77




21. Your ethnicity

Answer Choices		Response Percent	Response Total
White			
1	English/Welsh/Scottish/Northern Irish/British		96.07% 464
2	Irish		0.00% 0
3	Gypsy or Irish Traveller		0.21% 1
4	Any other White background, please describe		2.07% 10
Mixed/Multiple ethnic groups			
5	White and Black Caribbean		0.00% 0
6	White and Black African		0.00% 0
7	White and Asian		0.62% 3
8	Any other Mixed/Multiple ethnic background		0.21% 1
Asian/Asian British			
9	Indian		0.41% 2
10	Pakistani		0.00% 0
11	Bangladeshi		0.00% 0
12	Chinese		0.00% 0
13	Any other Asian background,		0.00% 0
Black/ African/Caribbean/Black British)			
14	African		0.00% 0
15	Caribbean		0.00% 0
16	Any other Black/African/Caribbean background		0.00% 0
Other ethnic group			
17	Arab		0.00% 0
18	Any other ethnic group		0.41% 2
		answered	483
		skipped	78

22. Your religion. Are you:

Answer Choices			Response Percent	Response Total
1	No religion		53.26%	253
2	Christian (including Church of England, Catholic, Protestant and all other Christian denominations)		44.42%	211
3	Buddhist		0.21%	1
4	Hindu		0.42%	2
5	Jewish		0.00%	0
6	Muslim		0.00%	0
7	Sikh		0.00%	0
8	Any other religion or belief, please describe		1.68%	8
			answered	475
			skipped	86

23. Do you consider yourself to have a disability or health problem which has lasted or is expected to last at least 12 months and which limits your day-to-day activities?

Answer Choices			Response Percent	Response Total
1	Yes		14.26%	69
2	No		80.99%	392
3	Prefer not to disclose		4.75%	23
			answered	484
			skipped	77

24. Are you

Answer Choices		Response Percent	Response Total
1	Under 16	0.00%	0
2	16-17	0.00%	0
3	18-24	2.05%	10
4	25-34	14.58%	71
5	35-44	27.93%	136
6	45-54	18.89%	92
7	55-64	19.92%	97
8	65-74	11.70%	57
9	75 +	2.46%	12
10	Prefer not to say	2.46%	12
		answered	487
		skipped	74

25. Are you








Answer Choices		Response Percent	Response Total
1	Never married and never registered a civil partnership	20.34%	96
2	Married	66.53%	314
3	In a registered civil partnership	0.85%	4
4	Separated, but still legally married	1.48%	7
5	Divorced	6.57%	31
6	Formerly in a civil partnership which is now legally dissolved	0.42%	2
7	Widowed	3.81%	18
8	Surviving partnership from a registered civil partnership	0.00%	0
		answered	472
		skipped	89

26. Please let us have your contact details

27. Please indicate here if you do not wish us to contact you about the answers in this survey.

Answer Choices	Response Percent	Response Total
1		100.00%
	answered	300
	skipped	261

28. How would you like South Derbyshire District Council to contact you?

Answer Choices	Response Percent	Response Total
1 Social media		22.07%
2 App/customer Portal		1.68%
3 Letter		12.57%
4 Newsletter		7.26%
5 Phonecall		5.03%
6 Email		77.93%
7 In person		3.91%
	answered	358
	skipped	203