




# Draft Waste Action Plan for South Derbyshire

**Derbyshire and Derby City Joint Municipal  
Waste Management Strategy Review**

**2013-2026**



Autumn 2014



## Contents

<b>1. Introduction.....</b>	<b>1</b>
1.1 South Derbyshire District Council.....	1
1.2 Derbyshire and Derby City Joint Municipal Waste Management Strategy.....	1
<b>2. Existing Waste Management Services.....</b>	<b>2</b>
2.1 Waste Prevention and Reuse.....	2
2.2 Kerbside Dry Recycling Collection Service.....	3
2.3 Kerbside Garden Waste Collection Service.....	4
2.4 Kerbside General Waste Collection Service.....	5
2.5 Bring Sites.....	6
2.6 Other Waste Collection Services.....	6
<b>3. Waste Management Service Performance.....</b>	<b>8</b>
3.1 Service Performance.....	8
3.2 Future Performance Projections.....	9
<b>4. Action Plan.....</b>	<b>11</b>
4.1 Waste Prevention and Reuse Initiatives.....	11
4.2 Recycling and Composting Initiatives.....	12
Kerbside Dry Recycling Collection Service.....	12
Kerbside Garden Waste Collection Service.....	12
Kerbside General Waste Collection Service.....	13
Bring Sites.....	13
Other Waste Collection Services.....	13
4.3 Communication and Promotional Activity.....	14
4.4 Carbon Improvement Measures.....	14
4.5 Risk Assessment.....	15
4.6 Action Plan Timetable.....	16
4.7 Delivery of the Strategy.....	17



## 1. Introduction

### 1.1 South Derbyshire District Council

South Derbyshire District Council (SDDC) covers an area of 130 square miles with a population of 94,900 and housing stock of 40,300. Southern Derbyshire is situated south of Derby City and is between the towns of Burton-on-Trent and Ashby-de-la-Zouch. It has two main towns of Melbourne and Swadlincote. Population and housing trends are increasing at a rate greater than the national average.

### 1.2 Derbyshire and Derby City Joint Municipal Waste Management Strategy

In 2013 the Derbyshire Waste Partnership (DWP), made up of all the councils in Derbyshire and Derby City Council, reviewed the Derbyshire and Derby City Joint Municipal Waste Management Strategy (DJMWMS). The revised strategy and supporting documentation can be found at: [www.derbyshire.gov.uk/wastestrategy](http://www.derbyshire.gov.uk/wastestrategy)

This action plan identifies the specific services that are currently provided or planned by SDDC to help achieve the vision and objectives of the strategy. A timetable of activities is given in Table 8 on page 16.





## 2. Existing Waste Management Services

This section summarises the waste management services currently provided by SDDC, covering waste prevention, reuse, recycling, composting, general waste collections and related services. The key waste management services currently offered by SDDC are outlined in a set of tables.

Recycling is collected in a 55 litre green box, reusable blue bag and a non-reusable red bag. Mixed garden and food waste is collected in a brown wheeled bin for the majority of properties and general waste is collected in a grey wheeled bin. The standard bin size is 240 litres and householders can opt for smaller or larger sizes in certain circumstances. All services are collected on alternate weeks throughout the year.

Please note that in October 2013 SDDC introduced the 'Easy Green Recycling Scheme' service which provided a kerbside recycling collection for household plastics and cardboard in addition to the materials collected in the previous green box service. Residents have a green bin for glass, cans, plastics, aerosols and foil; an inner caddy inside the green bin for paper /card and a red sack for household textiles.

### 2.1 Waste Prevention and Reuse

The Council supports waste prevention, reduction and reuse initiatives. This includes working with the DWP to promote a range of initiatives such as home composting, food waste reduction (the Love Food Hate Waste campaign), furniture and textile reuse, real nappies etc.





## 2.2 Kerbside Dry Recycling Collection Service

The 55 litre green box is for glass bottle and jars, mixed cans, aluminium foil and aerosols. The reusable blue bag for paper and the red bag are for textiles. All households receive the recycling collection service.

**Table 1 - Kerbside Dry Recycling Collection Service (2012/13 data)**

Description	Collection Details
Coverage	100% ( 40,300 households)
Receptacles	55 litre kerbside box: 100% (40,300 households) Reusable sack (paper): 100% (40,300 households) Non-reusable sack (textile): 100% (40,300 households)
Collection frequency	Fortnightly
Materials collected	Paper, cans, glass, textiles, aluminium foil
Service provider	In-house
Term of contract	New contract to commence October 2013
Tipping point/Destination	Ensor Holdings, Swadlincote, Derbyshire
Tonnage collected 2012/13	3,741 tonnes collected





### 2.3 Kerbside Garden Waste Collection Service

The organic waste collection service operates on a fortnightly basis throughout the year. All households are offered the service.

*Table 2 - Kerbside Mixed Garden and Food Waste Collection Service (2012/13 data)*

Description	Collection Details
Current coverage	100% of households are offered the service
Receptacles	Non-reusable sacks: 1.1% (450 households) 140 litre wheeled bin: 1.0% (420 households) 240 litre wheeled bin: 96.8% (38,998 households) Communal wheeled bin: 1.1% (432 households)
Collection frequency	Fortnightly
Materials collected	Mixed garden and food waste
Service provider	In-house
Term of contract	May 2015
Tipping point/destination	Vital Earth (Derby) Limited are contracted to take 1% Biffa Waste Service (Etwall) Limited accepts 99%
Tonnage collected 2012/13	11,377 tonnes





## 2.4 Kerbside General Waste Collection Service

All householders are offered a fortnightly general waste collection service. Side waste is accepted during the Christmas period, missed collections and extreme weather conditions only. Households with six or more permanent occupants can apply for a larger or additional waste and/or recycling bin.

*Table 3 - Kerbside General Waste Collection Service*

Description	Collection Details
Coverage	100% (40,300 households)
Receptacles	140 litre wheeled bin: 0.8% (335 households) 240 litre wheeled bin: 97.8% (39,388 households) 360 litre wheeled bin: 1.0% (402 households) Communal bin: 0.4% (175 households)
Collection frequency	Fortnightly
Service provider	In-house
Term of contract	May 2015
Tipping point/destination	60% Landfill (Albion, Swadlincote) 40% Landfill (Raynesway, Derby)
Tonnage collected 2012/13	21,059 tonnes



## 2.5 Bring Sites

The Council currently operates 83 bring sites that complement the kerbside recycling collection service. In 2012/13 a total of 2,168 tonnes of materials were collected through the bring sites. A summary of the service offering is provided in Table 4.

**Table 4 - Bring Site Service (2012/13 data)**

Material	Number of sites	Tonnage	Collection organisation
Brown glass	33	73	In-house
Green glass	33	196	In-house
Clear glass	33	202	In-house
Mixed glass	52	111	In-house
Aluminium cans	46	8	In-house
Steel cans	46	47	In-house
Mixed paper & card	46	1,079	In-house
Mixed plastic bottles	44	307	Recresco Ltd
Cardboard beverage cartons	6	7	Ace UK
Textiles and footwear	12	137	Various

## 2.6 Other Waste Collection Services

The Council provides a number of collection services that range from commercial waste, bulky waste from households, healthcare, street litter and fly-tipping. Each service is listed below in Table 5 and shows performance achieved during 2012/13.

**Table 5 - Other Waste Collection Services (2012/13 data)**

Collection Service	Collection and Performance Details
Commercial and chargeable household waste	Tonnage: 789 tonnes Number of customers: 578 Destination: Landfill at Albion Swadlincote and Raynesway at Derby.





Collection Service	Collection and Performance Details
Bulky waste	<p>The bulky waste collection service is chargeable.            Tonnage: 143 tonnes (disposal) and 42 tonnes (reuse and recycled)            Number of appointments: 796            Tipping point/destination: Landfill at Albion Swadlincote and Raynesway at Derby.            Electrical items are separated for recycling through a nominated contractor. Textiles are sent to Planet Aid and furniture to Happy Homes furniture shops.</p>
Hazardous/Healthcare waste	<p>Tonnage: 66 tonnes            Number of collections/customers: 1400            Tipping point/destination: Energy from Waste, Eastcroft, Nottingham.</p>
Street litter/sweepings	<p>Tonnage: 1,278 tonnes            Tipping point/destination: Landfill at Albion Swadlincote and Raynesway at Derby.</p>
Highways waste	<p>Tonnage: 187 tonnes            Tipping point/destination: Landfill at Albion Swadlincote and Raynesway at Derby.</p>
Fly-tipping (illegal dumping)	<p>Tonnage: 173 tonnes            Number of pickups: 586            Tipping point/destination: Landfill at Albion Swadlincote and Raynesway at Derby.</p>
Community skip collections	<p>Tonnage: 173 tonnes            Number of days service is offered: 48            Tipping point/destination: Landfill at Albion Swadlincote and Raynesway at Derby.</p>



### 3. Waste Management Service Performance

This section summarises the service performance trends over the past five years and forecasts future performance until 2018.

#### 3.1 Service Performance

Table 6 highlights the reduction in all waste streams (collected per household) in the past five years. Waste reduction (kg per household) fluctuates at household level over the past five years. Recyclables and organic waste (kg per household) are both showing a decline since 2010/11.

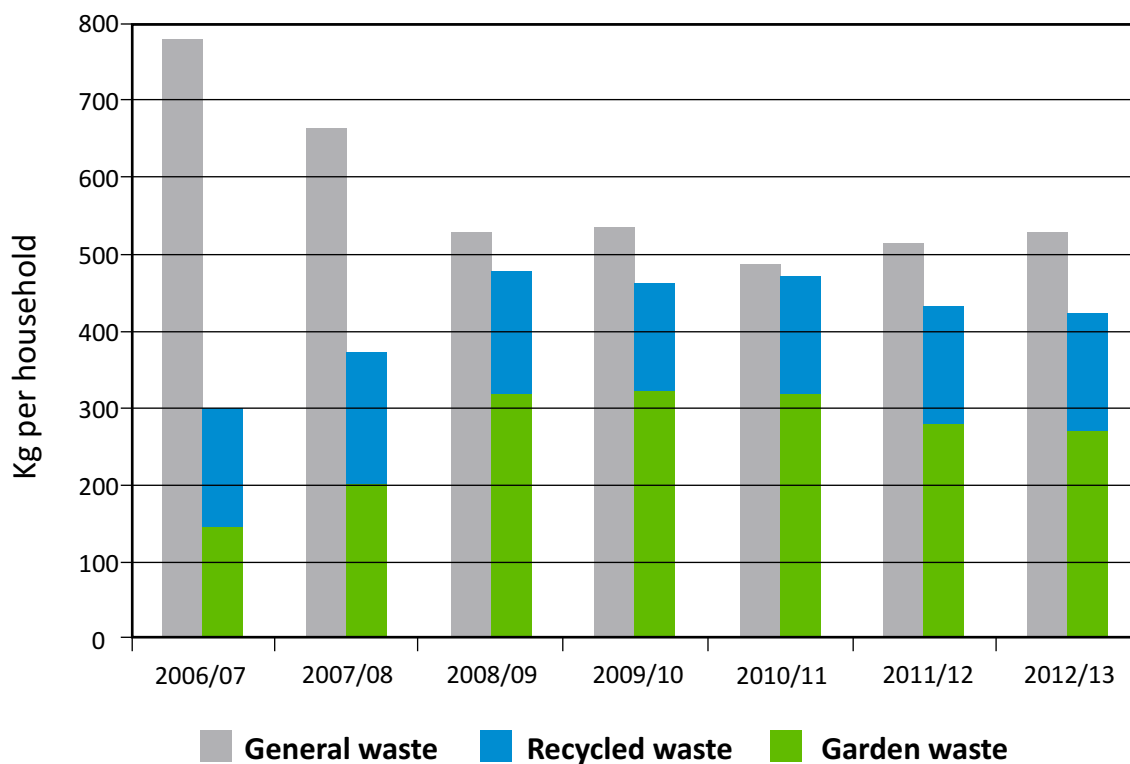
*Table 6 - Service Performance 2006/07 - 2012/13*

Description of Performance Category	2006/07	2007/08	2008/09	2009/10	2010/11	2011/12	2012/13
	Actual	Actual	Actual	Actual	Actual	Actual	Actual
Household waste recycled	14.3%	19.4%	17.4%	15.8%	16.4%	16.4%	15.5%
Household waste composted	13.3%	17.2%	30.6%	31.5%	32.8%	30.1%	29.7%
<b>Household waste recycled and composted</b>	<b>27.6%</b>	<b>36.6%</b>	<b>48.0%</b>	<b>47.3%</b>	<b>49.2%</b>	<b>46.5%</b>	<b>45.2%</b>
General household waste collected (per household)	787kg	660kg	527kg	530kg	493kg	509kg	523kg
Garden waste collected (per household)	145kg	202kg	310kg	317kg	318kg	285kg	282kg
Recyclables collected (per household)	155kg	180kg	175kg	159kg	161kg	155kg	148kg
<b>Total waste collected (per household)</b>	<b>1,087kg</b>	<b>1,042kg</b>	<b>1,012kg</b>	<b>1,007kg</b>	<b>971kg</b>	<b>950kg</b>	<b>953kg</b>



Figure 1 illustrates the changes in service performance over the past seven years is provided below. This shows the fluctuation in the general waste and the reduction trend of both the organic and recycling service performance.

**Figure 1 - Service Performance Trend 2006/07 - 2012/13**



### 3.2 Future Performance Projections

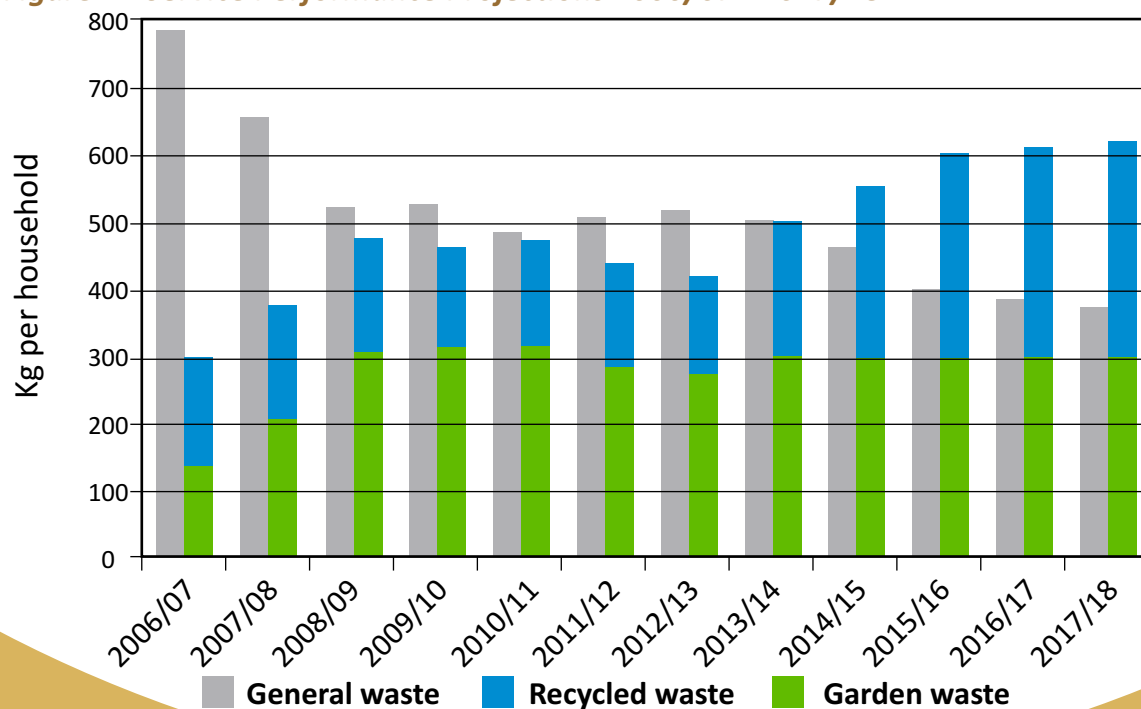
SDDC performance projections from 2013/14 to 2017/18 are outlined in the table below. Figure 2 shows the overall trend from actual (Figure 1) to projected performance up until 2017/18. This projects an increase in recycling following the introduction of a new kerbside scheme from October 2013 that will support the reduction of general household waste collected per household. Organic waste is predicted to remain steady.



**Table 7 - Service Performance Projections**

Description of Performance Category	2013/14	2014/15	2015/16	2016/17	2017/18
Household waste recycled	20.0%	24.9%	29.7%	30.5%	31.4%
Household waste composted	30.0%	30.1%	30.3%	30.5%	30.6%
<b>Household waste recycled and composted</b>	<b>50.0%</b>	<b>55.0%</b>	<b>60.0%</b>	<b>61.0%</b>	<b>62.0%</b>
General household waste collected (per household)	510kg	457kg	404kg	392kg	380kg
Garden waste collected (per household)	306kg	306kg	306kg	306kg	306kg
Recyclables collected (per household)	204kg	252kg	300kg	307kg	314kg
<b>Total waste collected (per household)</b>	<b>1,020kg</b>	<b>1,015kg</b>	<b>1,010kg</b>	<b>1,005kg</b>	<b>1,000kg</b>

**Figure 2 - Service Performance Projections 2006/07 - 2017/18**





## 4. Action Plan

A summary of current or planned changes to waste management services is outlined in this section using the delivery options that have been identified in the strategy. These proposals will contribute to the vision and objectives of the strategy and drive change in waste prevention, reuse, recycling and composting by the Council.

### 4.1 Waste Prevention and Reuse Initiatives

The Council is committed to undertaking a number of initiatives to encourage and promote waste prevention and reuse. An effective side waste policy is implemented. Households receiving a larger bin will be reviewed should circumstances change. The services of furniture reuse organisations are promoted and bulky waste diverted where possible for reuse.

The Council will further develop and promote the following initiatives in partnership with the DWP to prevent waste and encourage reuse:

- **A home composting scheme provided across the county that offers householders discounted compost bins and composting information.**
- **The national Love Food Hate Waste promotional campaign providing information and events for householders to reduce food waste by shopping more carefully, planning meals and using up their leftovers.**
- **Furniture reuse through local furniture projects and third sector organisations to encourage diversion of bulky waste materials from disposal providing good quality furniture to householders on a budget.**
- **Freecycle, Freegle, waste exchange sites and internet auction websites to encourage reuse.**
- **Waste prevention within the council to reduce waste and costs.**
- **The reuse and recycling of electrical and electronic equipment.**
- **On-going marketing and promotion to maximise waste prevention and reuse by householders.**
- **Support the County Council in working with charities and encourage households to donate more items.**





## 4.2 Recycling and Composting Initiatives

### Kerbside Dry Recycling Collection Service

The Council will further develop and promote the following initiatives in partnership with the DWP to increase recycling:

- Palm Recycling are contracted to deliver the kerbside dry recycling collection service from October 7 2013 until October 2021. The new service will provide 240 litre wheeled bins, with an inner caddy for paper, to all households. This will replace the current kerbside box and bag scheme. Cardboard and mixed rigid plastic will now be collected at the kerbside.
- Efforts to minimise contamination and increase public understanding of the new service will be promoted.
- Collection policies are currently under development and will be finalised by September 2013. For example, excess cardboard will be accepted for collection at the side of the recycling bin on collection day.
- On-going marketing and promotion will help to maximise recycling activity by householders.

### Kerbside Organic Waste Collection Service

The Council will further develop and promote the following initiatives in partnership with the DWP to increase composting:

- The compost treatment contracts are due for renewal in 2014/15. The current contracts are with Biffa (Etwall) and Vital Earth (Derby) Ltd.
- Contamination is infrequent with enforcement on-going.





### **Kerbside General Waste Collection Service**

The Council will further develop and promote the following initiatives in partnership with the DWP to reduce general waste:

- **The Council are planning a service review by May 2015 when the in-house service contract reaches completion.**
- **The Council may consider a reduction in the standard general waste wheeled bin size for new properties or those requiring replacement bins. This would be gradual and is currently under consideration.**
- **In the longer term the frequency of the general waste collection service may be reviewed.**

### **Bring Sites**

The bring site service provision will be reviewed from March 2014 to assess overall requirements and demand following implementation of the new kerbside collection scheme.

### **Other Waste Collection Services**

Opportunities to promote reuse options for the bulky waste collection services will be investigated.

The Waste (England and Wales) Regulations 2011 requires waste collection authorities to take reasonable measures to provide separate multi material collections to its commercial customers, schools and businesses. The current commercial waste service provision will undergo an operational reviewed from April 2014. A trial recycling collection service for cardboard is currently offered to a small number of customers. The options to offer the existing customer base the new kerbside recycling will be considered.



#### **4.3 Communication and Promotional Activity**

The Council will continue to pursue a wide range of promotional activity and pursue funding opportunities where ever possible to facilitate this.

Significant promotional activity is currently being undertaken since August 2013 that includes twelve road shows to inform and educate householders about the new kerbside recycling collection service.

#### **4.4 Carbon Improvement Measures**

The Council is continuously working towards operating efficient collection arrangements where feasible. Tipping points are reviewed regularly to make sure that travel is efficient where possible to maximise carbon benefits. The Council is also considering a four day working week allowing for the additional day to provide training for drivers, for example.



#### 4.5 Risk Assessment

This section identifies some potential risks associated with achieving the targets and delivering actions identified within this plan e.g. legislative change, changing waste composition, waste disposal costs etc.

**Table 7 - Potential Risks**

Issue	Description	Mitigation	Risk Level		
			High	Med	Low
Renewal of organic waste treatment contracts	The facilities are located within SDDC and accept all kerbside organic streams.	Consider all available options and alternatives in advance of contract renewal.		X	
Legislative change	Unknown issues that could affect day to day operations.	Work with DWP to lobby government and respond to consultations.		X	
Changing consumer behaviour/consumption patterns	Increase or reduction in yields of food waste, garden and recycling.	Review waste prevention, recycling and reuse systems to ensure effective material capture. Ensure services have potential to cope with changes in tonnages.		X	
Bulky waste diversion	Availability of suitable outlets to divert reusable and repairable bulky waste items.	Review all furniture reuse organisations operating within South Derbyshire and understand service offering and quality of items accepted.		X	



### 4.6 Action Plan Timetable

This action plan identifies the key actions of the strategy that SDDC will undertake between 2013 and 2018. The timetable shown in Table 8 identifies specific actions and initiatives that contribute to the vision and objectives of the waste strategy.

**Table 8 - Action Plan Timetable**

	Action	2013/14				2014/15				2015/16				2016/17				2017/18				
		Q1	Q2	Q3	Q4	Q1	Q2	Q3	Q4	Q1	Q2	Q3	Q4	Q1	Q2	Q3	Q4	Q1	Q2	Q3	Q4	
Prevention	1 Run more promotional campaigns to schools and householders to encourage everyone to minimise waste																					
	2 Promote SMART (Save Money and Reduce Trash) shopping to encourage households to buy items with less packaging, use reusable bags and buy refill packs																					
	3 Promote the Love Food Hate Waste campaign																					
	4 Raise awareness of reducing junk mail																					
	5 Encourage waste prevention as part of the Council's own activities and operations																					
	6 Consider options to make bins for general waste smaller to encourage more recycling & composting																					
Reuse	7 Review and seek opportunities to increase the reuse of furniture and large items collected by councils																					
	8 Run more promotional campaigns to schools and householders to encourage everyone to reuse waste																					
Recycling & Composting	9 Collect a greater range of materials for recycling & composting from households and at recycling centres																					
	10 Make sure that households know what can be recycled and composted and checking that the right materials are placed in the right bins																					
	11 Run more promotional campaigns to schools and householders to encourage everyone to recycle and compost																					
	12 Review options to recycle more waste collected by the councils from businesses																					
	13 Review and consider increasing the range of materials collected for recycling from households																					
Other	14 Implement recycling collection policies																					
	15 Compost treatment contract renewal																					
	16 General waste collection service review																					
	17 Consider general waste collection frequency review																					
	18 Review bring site service provision																					
	19 Review overall waste management policies																					
	20 Action Plan review (to include review of strategy options)																					

**Responsibility:** ■ SDDC ■ DWP

A progress review of the action plan will take place on an annual basis and also when fundamental changes or significant deviations from projected performance occur. There will also be a complete review at the point of the next DJMWMS 2018.







---

Large print, braille or another community language version of this document may be available on request. If you require a large print copy or other format please contact:

Waste Management, Derbyshire County Council  
County Hall, Matlock, Derbyshire DE4 3AG

**Telephone:** 01629 538532

**Email:** [wastemanagement@derbyshire.gov.uk](mailto:wastemanagement@derbyshire.gov.uk)

Visit [www.derbyshire.gov.uk/wastestrategy](http://www.derbyshire.gov.uk/wastestrategy)  
for more information about reducing, reusing, recycling and composting  
or to find out more about dealing with Derbyshire and Derby's waste.