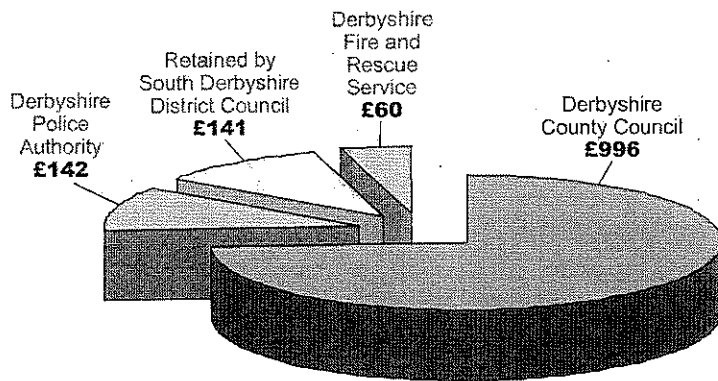


# Your Money

This section shows how we managed your money during 2007/08.

These figures are still subject to Audit.

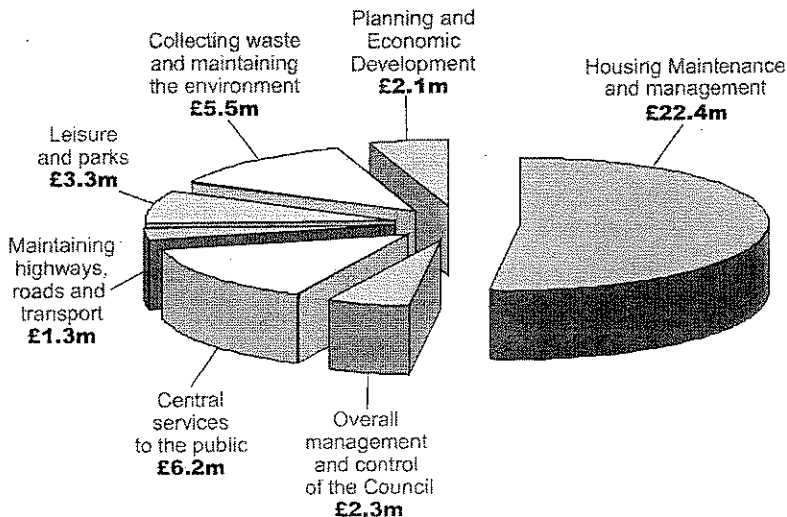
## Where your Council Tax went (average bill £1,339)



## The cost of services

The Council spent £43m on providing local services on a day-to-day basis.

This is summarised below:



## Details of how money was spent (per household\*, per resident\*\*)

Cost of:	06/07	07/08
Collecting household waste and recycling*	£52	£54
Leisure, parks and recreational facilities**	£22	£21
Environmental and street cleaning services**	£19	£18
Planning and Economic Regeneration**	£9	£15
Supporting voluntary groups and cultural activities**	£4	£7
Supporting crime prevention**	£4	£6
Collecting Council Tax*	£13	£15

## The Council's value and what it owns


The Council owns a substantial amount of assets. As at 31 March 2008 these were valued as below:

Assets and liabilities	£m
Value of land and property	155.8
Money owed to the Council	7.9
Debt and other loans	-3.2
Money owed by the Council (creditors)	-4.8
Pensions liability	-20.5
Total assets less liabilities	125.2
Earmarked reserves	7.3
Unallocated reserves	3.1

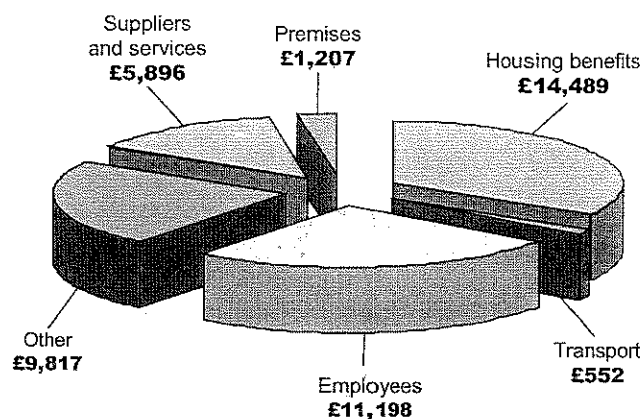
[www.south-derbys.gov.uk](http://www.south-derbys.gov.uk)

Safer and healthier communities You at the centre Higher quality services Prosperity for all Rural South Derbyshire Stronger in the region

### Where the Council got it's money (sources of income £'000)



### The cost of running services (£'000)



### Capital investment

The Council spent approximately **£6.7m** on capital projects such as major improvements and development work across the District. The total is summarised below:

Spending	£'000	Financing	£'000
Council house improvements	2,629	Capital receipts	1,546
Private sector and other housing	1,189	Capital grants and contributions (external)	4,283
Community and recreational facilities	1,229	Capital reserves	589
Environmental services	287	Revenue	324
Property and other assets	1,408		
<b>Total expenditure</b>	<b>6,742</b>	<b>Total financing</b>	<b>6,742</b>

**So what did this cost me?  
All of this for £141\***

*\*South Derbyshire District Council's proportion of the Council Tax bill.  
(based on average Band D property)*

*A South Derbyshire hedge  
sparrow nest - pictured in  
a garden at Woodville.*



[www.south-derbys.gov.uk](http://www.south-derbys.gov.uk)