

SWIMMING ADMISSIONS

	1999/00	2000/01	2001/02	2002/03	2003/04	
April	3386	3260	2978	2760	2381	
May	2782	3022	2705	2346	2338	
June	3072	3275	2751	2312	2181	
July	3888	3406	3581	2914	189	pool closed
August	4550	4115	3987	3547	1127	7th July to
September	3347	2802	2405	2322	2098	19th Sept
October	3030	2730	2730	2355	2106	
November	2632	2232	2171	2020	1972	
December	1425	1654	909	1462	1223	
January	3056	2335	2266	2351	2351	
February	3695	2804	2914	2557	2557	
March	3324	2982	2735	2435	2435	
TOTALS	38187	34617	32132	29381	22958	

projected

SQUASH COURTS

	1999/00	2000/01	2001/02	2002/03	2003/04
APRIL	197	203	179	178	124
MAY	166	190	124	128	157
JUNE	191	179	122	115	150
JULY	183	192	143	166	142
AUGUST	151	132	138	166	125
SEPTEMBER	170	162	144	177	175
OCTOBER	167	209	174	175	181
NOVEMBER	176	197	147	162	150
DECEMBER	122	138	139	117	102
JANUARY	224	206	206	233	233
FEBRUARY	238	192	205	229	229
MARCH	273	200	214	233	233
TOTALS	2258	2200	1935	2079	2001

projected

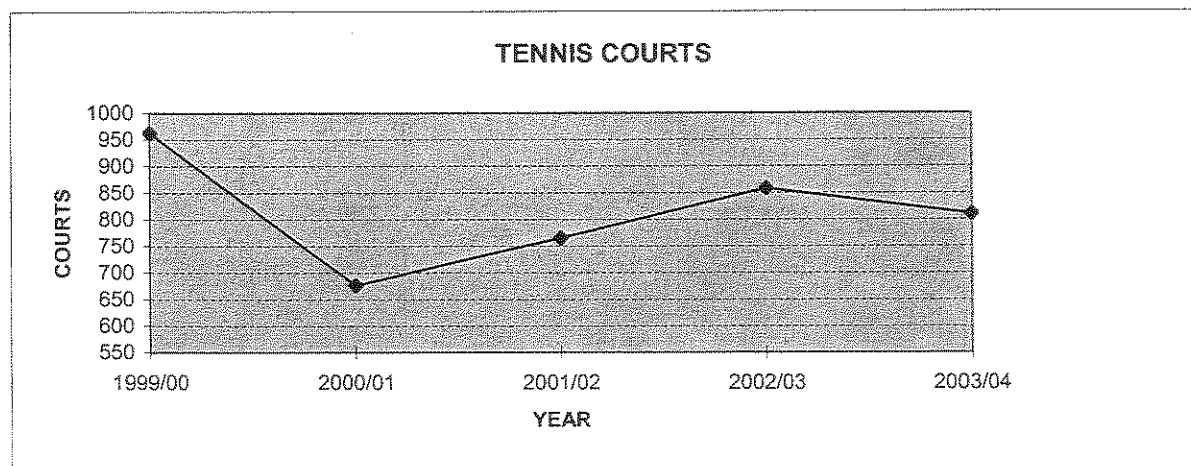
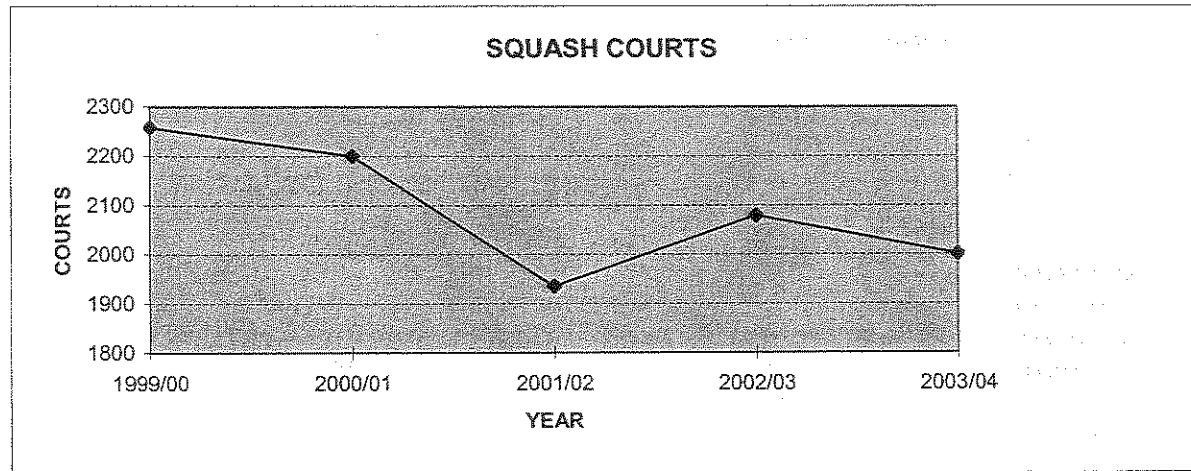
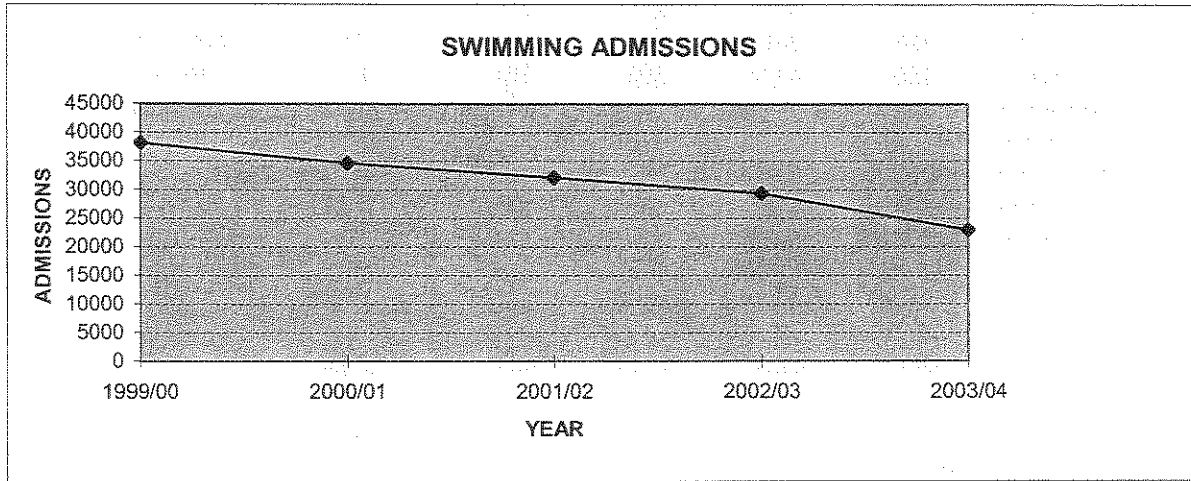
TENNIS COURTS

	1999/00	2000/01	2001/02	2002/03	2003/04
APRIL	57	35	56	47	23
MAY	111	46	87	54	23
JUNE	165	79	111	88	204
JULY	371	276	285	271	341
AUGUST	156	155	147	271	124
SEPTEMBER	45	44	21	77	60
OCTOBER	17	18	11	17	0
NOVEMBER	0	2	4	3	6
DECEMBER	0	4	2	0	0
JANUARY	2	2	2	0	0
FEBRUARY	7	8	27	12	12
MARCH	32	7	12	18	18
TOTAL	963	676	765	858	811

projected

EDUCATION ADMINISTRATION

1999/00 2000/01 2001/02 2002/03 2003/04



ADMISSIONS**OCTOBER - DECEMBER****SWIMMING**

	<u>2002</u>	<u>2003</u>	<u>DIFF</u>
ADULTS	1988	1581	-407
JUNIOR	1241	1424	183
SENIOR C	536	519	-17
2AD + 2CH	81	75	-6
1AD + 2CH	226	169	-57
SPECTATOR	23	23	0
UNEMPL/DISAB	12	20	8
GP REF	1	3	2
MEMBERS	1034	924	-110
TOTAL	5837	5301	-536

SQUASH

PEAK	221	235	14
OFF-PEAK	129	124	-5
MEMBERS	104	74	-30
TOTAL	454	433	-21

TENNIS

ADULT	8	6	-2
JUNIOR/SENIOR C	12	0	-12
MEMBERS	0	0	0
TOTAL	20	6	-18

