

Appendix E: Housing Services' Comparative Financial Data

Non-HRA related housing expenditure accounts for 9.3% of total service expenditure in South Derbyshire as shown in Figure 1. A breakdown of this expenditure per head of population is shown in figure 2.

Fig 1: Housing Services Expenditure per head of population, RA 2007/08

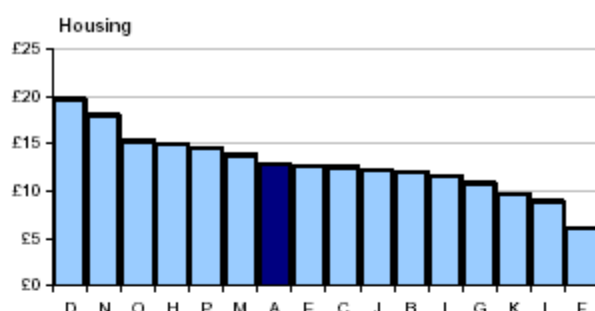
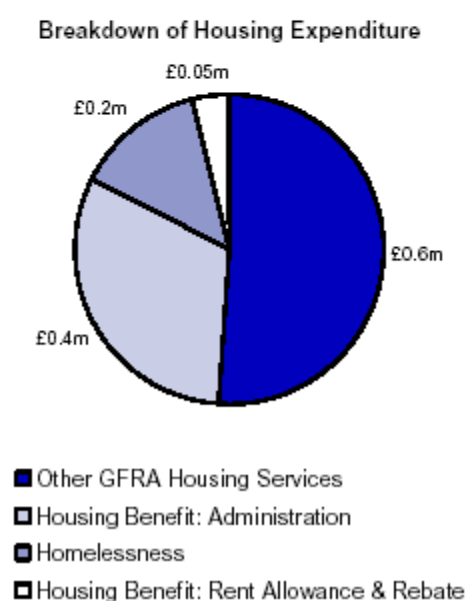


Fig 2: Breakdown of housing expenditure

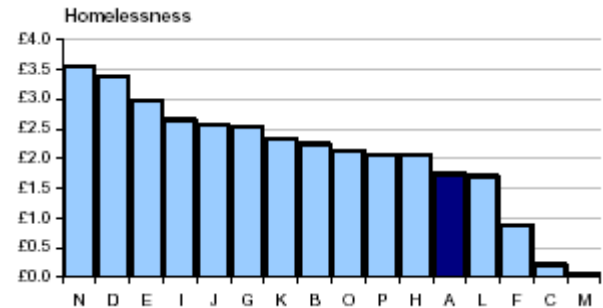


South Derbyshire's estimated expenditure on housing for 2007/08 is £1.15m, an increase of 22.1% from £0.94m in 2006/07. At £12.88 per head of population, this is marginally lower than the nearest neighbour average of £12.90 per head and below the all district average of £17.37, representing the 63rd lowest spend within all district councils.

As shown in Fig 3 expenditure on homelessness per head at £1.74 is lower than group averages of £2.10 and £3.52 respectively.

Expenditure on the largest area of housing services, housing benefit administration is also below average at £4.04 per head as compared to £7.41 for the nearest neighbour group and £7.93 for all districts.

Figure 3: Housing Services Expenditure per head of population, RA 2007/08



As shown in Fig 4 expenditure for other GFRA housing services is, however, above average at £6.58 per head of population, the highest within the nearest neighbours' group, where the average is £2.84. It is also higher than the all district spend of £5.29 per head. Other GFRA housing services includes spend on other welfare services, housing strategy, housing advice, housing advances, registered social landlords, private sector house renewal and other council property

Figure 4: Homelessness Expenditure per head of population, RA 2007/08

