

# VADLINCOTE

DE12 6RX

ISSUED FOR LICENSING PURPOSES

11.12.04

REF: 1403

horsley townsend

client PYRAMID

project LICENSING SURVEY DRAWINGS

drawing AS EXISTING












date 04.01.05

scale 1:100

job no 0114'\_L'\_S' drawing no. AL(2-)'01

The Outshouse Cliffe Castle Skipton Rd Knaresborough  
COPYRIGHT RESERVED

# LEGEND

S	SWITCHED SOCKET OUTLET
	EMERGENCY LIGHTING
	CALL POINT
	INTERLINKED MAINS OPERATED SMOKE DETECTOR
	FIRE EXTINGUISHER
	FIRE BLANKET
	GAS METER
	INCOMING ELECTRICITY
	DUKE BOX
	GAMES MACHINE, (FRUIT MACHINE ETC)
	CIGARETTE DISPENSER
	FIRE ALARM

 DENOTES BOUNDARY OF TRADING AREA

(area used for existing licensable activities)

ENTRANCE  
 FIRE EXIT

AL  
(2-)01

7829\_SQUARE & COMPASS, SWADLINCOTE

EXISTING LAYOUT\_SCALE 1:100  
CAULDWELL ROAD, LINTON, SWADLINCOTE, DERBYSHIRE DE12 6RX

LICENSING DRAWINGS

001 ISSUED FOR LICEN

